


British Hills



BRITISH HILLS 2024 LESSON LIST






Table of contents

How to use this booklet	3
Lesson List Chart	6
Lessons	
Core	7
Young Learners	13
Critical Thinking	19
Discussion	20
Adventure Series	23
Journey to Discovery	26
Experience	28
ABC Lesson List	32



Welcome to British Hills

Your gateway to building confidence using English and experiencing new cultures!

At British Hills, we offer a unique blend of immersive English lessons that go beyond the traditional classroom experience. Our philosophy is simple yet transformative: we believe in enriching student language skills while deepening their understanding of British and Commonwealth cultures.

Diverse Lesson Types for All Ages and Levels

Whether it's lessons for young learners taking their first steps in English or for high-fluency students looking to sharpen their discussion skills, we have lessons tailored to every need. Our meticulously designed courses range from core language skills lessons that bring the classroom to life, to cultural experience classes that transport students straight to the heart of Britain - be it through cooking, sports, or other engaging activities.

Engage, Discuss, Think!

With everything from advanced lessons for high-ability young learners to discussion and critical thinking lessons, lessons at British Hills are not just about language; they're about empowering students to articulate their thoughts and use English to further their personal growth. And let's not forget our Adventure series lessons, where students can study a variety of subjects in English, using English as a tool to expand their knowledge of the wider world.

Why Choose British Hills?

Lessons at British Hills are more than just English classes; they are part of a formative experience that combines language proficiency with cultural understanding. So why wait? Unlock your students' potential and broaden their horizons with a trip to British Hills!

How to use this booklet

Lesson Categories Guide

In the Lesson (pg.7) section of this booklet, you can see the categories of lessons we offer on the right-hand side. These categories are:

Core | **Young Learners** | **Critical Thinking** | **Discussion** | **Team Building** |
Adventure Series | **Journey to Discovery** | **Experience**

Each of these offers a different approach to skills, goals, and lesson design. Visit the first page of each of these sections to find out more about what they offer.

You can also view a selection of lesson explanation videos* by scanning the QR Code at the top of the first page of each section to learn more.

*Please note that only specific lessons have explanation videos available. More will be added in the future.


Effects and Skills


Our lesson descriptions include both key effects and skills. While each lesson may include a variety of these, the selected ones are the main focus of each lesson.


Skills:


Reading  | **Writing**  | **Speaking**  | **Listening** 


Effects:


Break the Ice The perfect first lessons. These lessons are designed to get students to get to know each other through English. 

Build Vocabulary Expand your students' vocabulary. These classes help increase English vocabulary in a variety of topics and situations. 

Develop Skills Practise skills that go beyond just English language such as public speaking, presenting, thinking critically and so on. 

Enhance Communication Get your students talking. These lessons focus on strengthening overall communication over grammar and vocabulary drilling. 

Enjoy English These lessons focus on English extraction through games and other fun activities. 

Explore Culture Students are introduced to the rich culture of the UK, commonwealth, and other countries around the world in these informative lessons. 

Level Guide

British Hills lessons are also designed to take into account both ability and age. The majority of our lessons are categorised into four levels. These are:

Beginner | Pre-intermediate | Intermediate | Advanced

Beginner

- Vocabulary: Knows basic words and phrases like “hello,” “goodbye,” “please,” and “thank you.”
- Grammar: Understands basic sentences and simple questions like “How old are you?”
- Listening: Can understand slow, clearly spoken English related to immediate surroundings.
- Speaking: Can answer simple questions.
- Reading: Can read and understand the alphabet.
- Writing: Can write basic simple words and fill in forms with personal details.

Pre-Intermediate

- Vocabulary: Has a range of vocabulary, including common adjectives, nouns, and conjunctions.
- Grammar: Understands present, past, and future tenses.
- Listening: Can understand the main points of clear, standard speech on familiar topics.
- Speaking: Can ask and answer direct questions and give short reasons for opinions using “because.”
- Reading: Can read and understand sentences and short paragraphs to find key information.
- Writing: Can write simple sentences on familiar topics.

Intermediate

- Vocabulary: Broad vocabulary, including terms related to subjects beyond English.
- Grammar: Understands complex sentences, conditionals, and passive voice.
- Listening: Can understand the main ideas of long listening extracts on a variety of topics.
- Speaking: Can hold a conversation with native English speakers and ask for clarification when they do not understand.
- Reading: Can read and identify the key points of longer texts (up to a page) that use simplified language.
- Writing: Can write a paragraph of coherent English.

Advanced

- **Vocabulary:** Has a wide range of vocabulary, including idiomatic expressions.
- **Grammar:** Understands complex sentences, conditionals, and passive voice. Understand idiomatic language.
- **Listening:** Can understand extended speech, even when it's not clearly structured.
- **Speaking:** Can hold a conversation touching on multiple topics without much difficulty. Can ask for clarification and provide further detail when requested.
- **Reading:** Has experience reading articles and page-long texts.
- **Writing:** Has experience writing a paragraph or more of coherent English.

The English level of each class is the recommended level. However, you are welcome to consider mixing levels - for example, intermediate students will still enjoy pre-intermediate lessons and find them useful. You may also challenge your students by choosing higher level lessons.

Please note that some lessons, such as our Experience lessons, are not level-specific. These lessons have a different focus, such as cultural experience, and have been designed to be appropriate for and adaptable to all levels.

Interactive Guide to Choosing Your Lessons

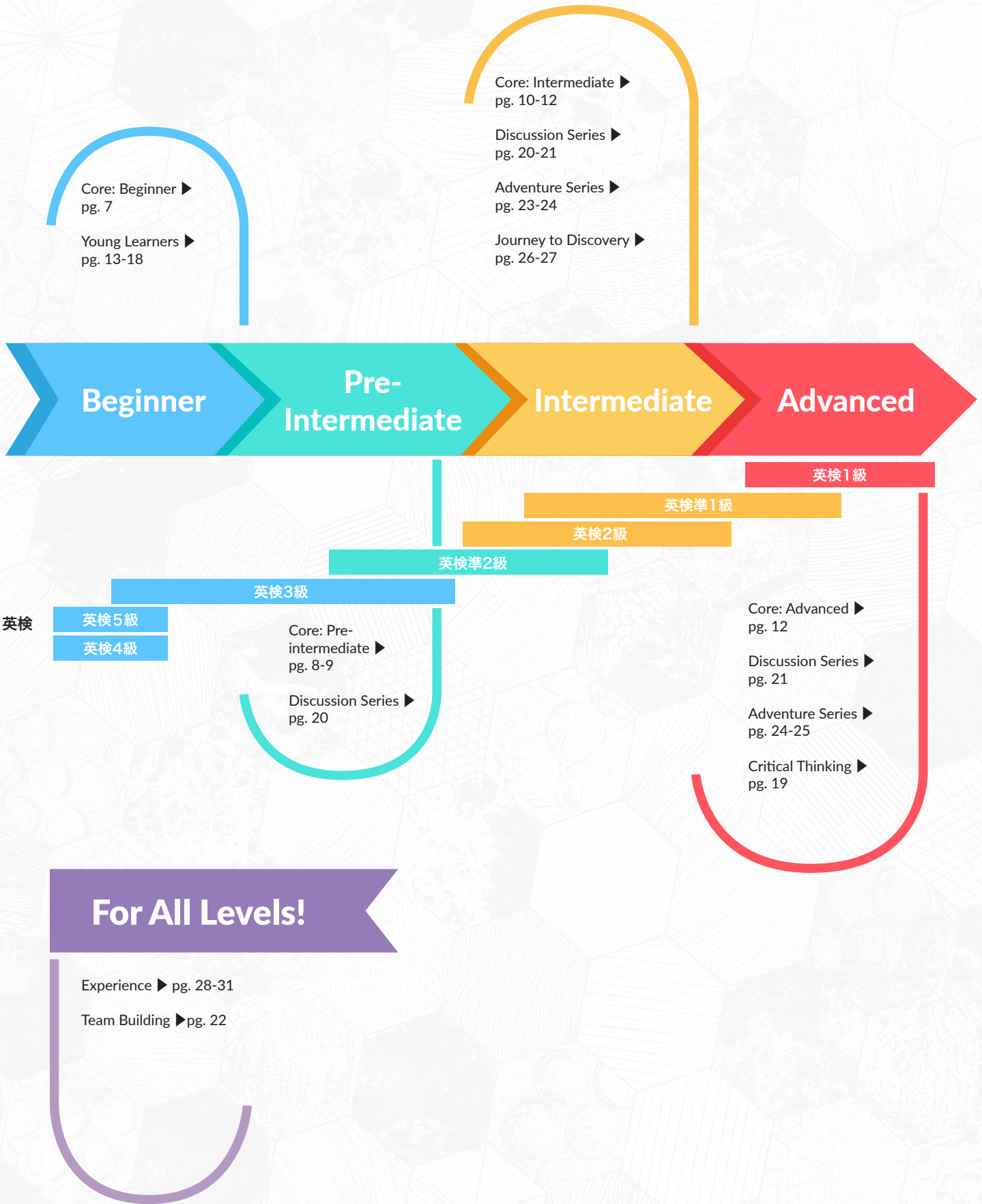
On our website, you can use our selection tool to input students' age, ability, and the goals of your trip to see a selection of recommended classes. Simply follow the QR code here, and discover the best lessons for your students!



Further Information

Our sales staff can also help you choose lessons with a particular purpose in mind. For example, for students preparing for an overseas homestay to a specific country, or for those wanting to study English for Academic Purposes.

Lesson List Chart





Core



Describing Things (Pre-intermediate)

These lessons are at the heart of your trip to British Hills. Using language students will be familiar with from their studies, we explore various topics in a fun and engaging way. Whether discussing culture and manners, introducing Japan to visitors, giving speeches or improving pronunciation – you can find it all here!

Core: Beginner

Describing Things: Beginner

Students will learn simple adjectives and their order of use to describe common things in English. The class will practise describing the size, shape and colour of various things. This lesson incorporates worksheets, pair practice and a team game.

Skills



Effects



Fun with Directions: Beginner

Challenge your students to learn and follow easy directions to search British Hills for their missing teacher! Students will first practise prepositions and key phrases through team activities and a worksheet. They then use what they've learned to find their teacher, hiding in the grounds of British Hills.

Skills



Effects



Survival English: Beginner

Welcome to British Hills! Prepare your students for their stay at British Hills by thinking of and using questions they will find useful here. Students review question words, practise asking questions and learn useful English phrases to use at British Hills.












Skills



Effects



Core: Pre-intermediate

All About Me	Skills
<p>Increase students' confidence and expertise in talking about themselves and asking about each other in English. Students will study the language needed to share details about themselves, give a poster presentation, interview classmates about their interests, and play a card game designed to strengthen their Q&A skills.</p>	
	<p>Effects</p> 
British Hills Experience	Skills
<p>Deal with possible problems students may meet during their stay, then explore and present what they've learned about British Hills. Students practise asking questions, first in-class to solve problems they might experience, then outside to collect information about British Hills. They then share their findings, practising presentation language.</p>	 
	<p>Effects</p> 
Culture & Manners	Skills
<p>Discover global cultures and manners by asking the right questions. Students study target language used when making quizzes (which, popular, from etc.) to create own quizzes and find answers, based on Commonwealth country posters. They also learn the frequency of certain manners observed worldwide.</p>	  
	<p>Effects</p> 
Describing Things: Pre-intermediate	Skills
<p>Learn about the order of adjectives and how they are used to describe things. Students will brainstorm adjectives that best fit into the order of adjectives, and practise their use through writing and group speaking activities. They then test their classmates' understanding with a humorous drawing challenge.</p>	  
	<p>Effects</p> 
Drama (1 or 2 lessons)	Skills
<p>Boost students' English and confidence by giving short dramatic performances based on classic fairy tales. Students will engage in vocal practices that empower their words with feelings, and physical activities that teach theatrical gestures and actions. They then combine their efforts to present an exciting drama for the class.</p>	 
	<p>Effects</p> 
English Language in Film	Skills
<p>Learn to differentiate between film genres and use real-world colloquial expressions found in films. Students will do a character study on a BH-produced film trailer, learn to match films to genres, and use casual English expressions to rewrite and perform their own scripts of Harry Potter film clips.</p>	 
	<p>Effects</p> 

Core

Young Learners

Critical Thinking

Discussion Series

Team Building

Adventure Series

Journey to Discovery

Experience

<p>Fun with Directions: Pre-intermediate</p> <p>Challenge students to give and follow directions simply and clearly in English. Students will learn basic prepositions (on, below, opposite, etc.) and practise simple directions with their classmates. Combining prepositions of place and movement, students will follow directions to find their missing teacher, hiding inside British Hills grounds.</p>	<p>Skills</p>  <p>Effects</p> 
<p>Fun with Language</p> <p>English skills and teamwork are put to the test with energetic and enjoyable gaming activities. Students will engage in fast-paced tasks as a team, or sometimes against other teams! These will challenge their reading, writing, listening and speaking skills as well as their overall English understanding.</p>	<p>Skills</p>  <p>Effects</p> 
<p>Fun with Numbers</p> <p>Learn how to count into the millions and practise saying large numbers correctly. Students are introduced to number houses, which teach how to count and say large numbers in English. In pairs and teams, students then practise speaking aloud as well as the writing/spelling of large numbers.</p>	<p>Skills</p>  <p>Effects</p> 
<p>Homestay English</p> <p>Prepare students for a homestay by thinking about the challenges they will face. Activities include roleplaying homestay conversations and giving gifts to your homestay family, forming questions to ask for help, and a quiz about cultural differences.</p>	<p>Skills</p>  <p>Effects</p> 
<p>Introducing Japan: Pre-intermediate</p> <p>Practise explaining Japanese culture and traditions in English. Students will discuss what is internationally known about Japan, give advice to visitors on customs in Japan, and prepare their own YouTube video script explaining activities such as visiting shrines or using a hot spring.</p>	<p>Skills</p>  <p>Effects</p> 
<p>Listening Skills: Pre-intermediate</p> <p>Improve students' aural ability with diverse exercises that concentrate on listening and comprehension. Students will participate in several activities, from games and quizzes to songs and stories, that focus on differing aspects of listening and understanding of, not only native speakers, but their classmates' English, too.</p>	<p>Skills</p>  <p>Effects</p> 

Core

Young Learners

Critical Thinking

Discussion Series

Team Building

Adventure Series

Journey to Discovery

Experience

Pronunciation Skills

Have students improve their pronunciation capability and confidence through continuous practice of commonly mispronounced English words. This lesson uses non-stop interactive games and engaging activities, all stemming from challenging sound pairs, that pit students' phonetic prowess against each other, ensuring an upgrade in their skill.

Skills



Effects



Science Challenge

Using English, students must design and create a solution to a scientific problem. A funny plot is revealed to students who must use English, teamwork, and creativity to design, mock purchase materials, and create a parachute that protects a real egg from an actual two-storey plunge.

Skills



Effects



Survival English: Pre-intermediate

Build students' confidence by practising the English they will find most useful at British Hills. This lesson relies on students working together to survive exciting adventures that test their reading, writing, listening and speaking skills. These include an interview race, question/sentence jumble, word search and running dictation.

Skills



Effects



The SDGs & Me

An introduction to the SDGs and how they benefit the world. This lesson teaches what the SDGs are, their history, and why SDGs matter. In groups, students will discuss, create and present a poster detailing three SDGs they believe are relevant to their local community.

Skills



Effects



Core: Intermediate

A Postcard Home

Learn what to write on a postcard and what to say when postcard shopping. Students will look at the design of British postcards, study common expressions for postcard writing and shopping, buy an actual card at our gift shop and write their own postcards to mail home.

Skills



Effects



Introducing Japan: Intermediate













Practise explaining Japanese culture and traditions in English. Students will discuss what is internationally known about Japan, give advice to visitors on customs in Japan, and prepare their own YouTube video script to explain activities such as visiting shrines and using a hot spring.



Skills







Effects



<p style="text-align: center;">Introduction to Debate (2 lessons)</p> <p>Learn the structure and techniques of debating, then have a debate. The first lesson teaches the purpose of debates, what resolutions are, and how to make strong arguments using evidence. The second lesson teaches how to make rebuttals, then contest their collected skillset in a mock debate.</p>	<p style="text-align: center;">Skills</p> <p style="text-align: center;"></p> <p style="text-align: center;">Effects</p> <p style="text-align: center;"></p>
<p style="text-align: center;">Listening Skills: Intermediate</p> <p>Assess inferences, word stress, and nuance while listening to suspect statements to solve a crime. Practise listening for key words, stress words and emotion in speech through a series of listening exercises. Groups then work together to listen and analyse the statements of suspects in a murder case.</p> <p>*It is recommended that students have access to a wifi-enabled device such as a smartphone or tablet to access further listening excerpts on their device during the class.</p>	<p style="text-align: center;">Skills</p> <p style="text-align: center;"></p> <p style="text-align: center;">Effects</p> <p style="text-align: center;"></p>
<p style="text-align: center;">Lord of the Manor</p> <p>Students play a competitive board game that teaches business acumen. Similar to the Monopoly board game, this version uses the environs of British Hills to test students' ability to understand and make decisions about money and accumulate wealth, while practising set business expressions in English.</p>	<p style="text-align: center;">Skills</p> <p style="text-align: center;"></p> <p style="text-align: center;">Effects</p> <p style="text-align: center;"></p>
<p style="text-align: center;">Speech Skills (1 or 2 lessons)</p> <p>Students learn the skills necessary to write and deliver good speeches. The first lesson focuses on improving skills needed for a good speech such as volume, intonation, facial expressions, gestures and posture. In the second lesson, students give their speech to the class and receive feedback from the teacher.</p> <p>*Speech Skills is recommended to be done over two lessons with scripts prepared in advance.</p>	<p style="text-align: center;">Skills</p> <p style="text-align: center;"></p> <p style="text-align: center;">Effects</p> <p style="text-align: center;"></p>
<p style="text-align: center;">Survival English: Intermediate</p> <p>Build students' confidence with exciting contests that teach them about British Hills. In teams, students will brainstorm relevant questions for the classroom, shopping, reception and chatting; test their English understanding skills through task-based activities about the British Hills layout; and play an interactive, entertaining review board game.</p>	<p style="text-align: center;">Skills</p> <p style="text-align: center;"></p> <p style="text-align: center;">Effects</p> <p style="text-align: center;"></p>
<p style="text-align: center;">Travel Abroad</p> <p>Acquire knowledge of English phrases and expressions for use while travelling abroad. Students will learn and practise key phrases and vocabulary needed to navigate airport immigration with a custom-made passport, order food from various outlets, purchase tickets for events, and make requests.</p>	<p style="text-align: center;">Skills</p> <p style="text-align: center;"></p> <p style="text-align: center;">Effects</p> <p style="text-align: center;"></p>

Travel in the UK/AUS/CAN/NZ	Skills
<p>In these lessons, students learn what makes these nations such special places. They learn about famous cities, attractions, foods, and much more. Through a series of videos, discussions and quizzes students will gain an indepth look at the country.</p>	
	Effects
	

Core: Advanced	
Group Presentations (2 or 3 lessons)	Skills
<p>Equip students with the skills to give group presentations. First, students explore ways to improve their group interactions through vocal, physical and coordination practices including handovers, and handle Q&A sessions. In the second lesson, groups present to the class and receive feedback from the teacher.</p> <p>*Presentations and tablets/laptops should be prepared in advance.</p>	
	Effects
	
Shakespeare	Skills
<p>Introduce students to William Shakespeare and perform an entertaining interpretation of Romeo and Juliet. After presenting a summary of the plot, groups will rehearse four simplified scenes from Shakespeare’s famous play in separate areas. The groups will then reassemble and perform their own rendition of Romeo and Juliet.</p>	
	Effects
	



Young Learners



Introducing Me

These lessons are especially designed for young learners. They are fun and active, and keep the students interested in the topic! In these lessons, we primarily focus on listening and speaking skills, and on building motivation for learning English.

These lessons are divided into shorter, 40-minute-long lessons that can be taken in sets of two, as well as longer single lessons that fill the entire 90-minute session. If you are not sure about which will suit your students the best, please consult with our sales team for more information or visit our website.

We also have a series of curricular-lessons designed in accordance with the MEXT curriculum, and a culture-course of four 40-minute lessons including presentations.

Young Learners: 40-minute lessons

All About Me

Learners use common introductory phrases and give details about themselves via a poster. Students practise saying the first-person subject-verb patterns 'I like/have/play/am/can'. They next write/draw topical sentences ('I have a brother.') and finally create a poster giving details about themselves to say/show to the class.

Skills



Effects



Culture & Manners

Learners are taught greetings from around the world, learn what is famous from several Commonwealth countries as well as look at culturally appropriate and inappropriate things from these countries. Finally, students create a short presentation about a country they learnt about in the class.

Skills



Effects



Describing Things	Skills
Review English adjectives and learn to put them in natural order. Students practise describing common items in terms of size, shape, colour and age, and learn to put these in the correct order. They then compete in a card game to see who can correctly describe the most items.	 Effects 
English Language in Film	Skills
Watch scenes from 'Harry Potter' and test learners' knowledge/understanding in a Hogwarts Houses quiz battle! Students are sorted into Hogwarts House teams. Teams watch scenes from the first Harry Potter film, then compete to answer quiz questions for House points until a champion House is decided.	 Effects 
Fun with Directions	Skills
Students follow directions to search British Hills for their teacher who has gone missing! Students are given challenges that drill giving and following basic directions of place and movement, then follow a list of directions to find their British Hills teacher, now hiding onsite.	 Effects 
Fun with Language	Skills
Use verbs and nouns to create descriptive phrases. Students play a series of back-to-the-board and gesture games to elicit common verbs and nouns, then combine them to form descriptions such as "It's a swimming dog," or "It's a flying pig!"	 Effects 
Fun with Numbers	Skills
Learn how to count into the thousands and practise reading and saying large numbers in English. Students solve various arithmetic challenges and use number houses to help say large numbers in English. They then challenge each other to say large numbers in pair/class games.	 Effects 
Listening Skills	Skills
Listen to and distinguish between minimal pairs (words and numbers that sound alike). By means of pair and group challenges, students will practise identifying the audible differences between numbers like fifty/fifteen, words like fruit/flute, and identify such key words in a spoken sentence.	 Effects 

Pronunciation Skills

Learn to identify the syllables in English words. This lesson focuses on the phonetic sounds of English words when spoken by native English speakers. Students learn by counting the number of syllables used. Then, in teams, they battle over betting points in a syllabic-number word challenge.

Skills



Effects



Survival English

Prepare learners for British Hills by practising how to form, ask, and answer questions they will use during their stay. Students engage in a fun self-introduction game, do grammar speaking practice for making questions, and a worksheet activity. They finish with an interactive review board game challenge.

Skills



Effects



Weather & Seasons

Students are taught how to describe the weather in English and talk about their favourite seasons. After practising weather-related vocabulary, students will review the seasons, learn about different seasonal activities and then create a small poster describing their favourite season and why they like it.

Skills



Effects



Young Learners: 90-minute lessons

Outdoor Party Games

Experience traditional outdoor party games like "British Bulldog", "What's the Time Mr Wolf?", "Egg and Spoon Race", and "Pass the Parcel!". The entire class joins in the fun of a variety of well-known games originating from countries such as the U.K., Australia, New Zealand, and Canada.

Skills

Effects



Party Games & Make a Party Hat

Learners make their own paper hats before participating in team challenges and traditional party games like "What's the Time Mr Wolf?" and "Pass the Parcel!". They will engage in a variety of well-known children's games originating from countries such as the U.K., Australia, New Zealand, and Canada.

Skills

Effects



Young Learner Culture Course

In this course, students explore both Japanese culture and the cultures of six other countries. Through interactive and engaging lessons, students not only grasp the basics of English but also the cultural context that shapes the language.

The course is built on an overarching project where students craft and present a poster about one of the countries explored in the lessons, using both what they have learned about English and what they have learned about the nations across the course.

Young Learner Culture Course (40 minutes each)

1: Introducing Japan

The first lesson has students identify famous Japanese cultural icons, introduce prefectures & sightseeing spots. Learners are taught to ask questions about Japan and how to give responses. Finally students recommend Japanese activities and foods throughout the seasons to the class.

Skills



Effects



2: Explore Different Cultures

The second lesson in the culture course introduces students to a variety of countries from around the world. Students play a game to identify flags, greetings and gestures from several countries. To expand on this knowledge, the class is quizzed on landmarks and capital cities. The information from this class gives students a solid base for the next lesson in the course.

Skills



Effects



3: Where do you want to go?

Students are introduced to more aspects of the 6 previously studied countries, including food and activities. The class then practises key phrases to help them express where they want to go and why. Phrases include "I want to go to...", "I want to see..." and "I want to eat...". At the end of the lesson, continents are introduced.

Skills



Effects



4: Poster Presentations

In the course finale, students become acquainted with the word "popular" and how to use it with sports from around the world. They then create a poster about a chosen country and give a short poster presentation to the class. A great way to incorporate all the knowledge from the previous lessons as well as build confidence in their speaking and presentation skills.

Skills



Effects



Young Learner Curricular Lessons

These lessons are designed in accordance with Japanese national curriculum guidelines and can be taken as part of the compulsory English education hours as specified by MEXT (please consult with a sales person for more information). Each lesson reviews specific units and target language from the curriculum.

Choose from the appropriate grade and appropriate topics, and review, reinforce, and revitalise your students' interest in everything they have learned in school!

Young Learner Curricular Lessons: Year 5 (90 minutes)

Introducing Things

Learners give a "tour" of items located at British Hills to their classmates. They first review adjectives to describe items, then practise asking questions about items. Finally, groups explore British Hills and ask questions about the things they see, before presenting their items' information to the class.

●Target Language
 What is this?
 This is ~. / Is this ~?
 It is ~? / Yes or No.
 Where is this?
 It is from ~.

●Relevant MEXT curriculum guidelines
 [知識及び技能]
 エ 文及び文構造(ア)文 a, e(イ)文構造 a
 [思考力、判断力、表現力等]
 (3)① ア 聞くこと
 ウ 話すこと[やり取り](ウ)

Skills



Effects



What do you want?

Learners share what they want to have, study, be, and where they want to go. After reviewing 'I want', 'I want to study', 'I want to be' and 'I want to go to,' plus question forms, learners complete a missing information puzzle about items, jobs, school subjects and places.

●Target Language
 What is this? -It is ~.
 Where is it from? -It is from ~.
 I have ~.
 I want ~.

●Relevant MEXT curriculum guidelines
 [知識及び技能]
 エ 文及び文構造(ア)分 a, d(イ)文構造 b
 [思考力、判断力、表現力等]
 (3)① ア 聞くこと
 ウ 話すこと[やり取り](ウ)

Skills



Effects



Who is this?

Students complete profiles for five characters, focusing on their jobs, what they can do and what sports they are good at. Using games and quizzes, students practise introducing people, asking questions about people, and use the gathered information to answer questions about five characters.

●Target Language
 She is ~. / Is she ~?
 I can ~.
 He is good at ~.

●Relevant MEXT curriculum guidelines
 [知識及び技能]
 エ 文及び文構造(ア)文 a, b
 [思考力、判断力、表現力等]
 (3)① ウ 話すこと[やり取り](ウ)
 オ 書くこと(イ)

Skills



Effects



Young Learner Curricular Lessons: Year 6 (90 minutes)

Introducing Me

Students write a diary page about their likes, dislikes, abilities, and when they do their favourite activities. Groups first prepare by doing language puzzles and interview challenges to practise introducing themselves and asking questions of others, then a days-of-the-week grammar quiz, before completing their own diary page.

●Target Language
I am ~. / Are you ~?
I am from ~. / Are you from ~?
I like ~. / Do you like ~?
I have ~. / Do you have ~?
I can ~. / Can you ~?

●Relevant MEXT curriculum guidelines
[知識及び技能]
ウ 語、連語及び慣用表現 (イ)f
エ 文及び文構造(ア)a, d
[思考力、判断力、表現力等]
(2) イ
(3) ウ 話すこと[やり取り](イ)、(ウ)
オ 書くこと(ウ)

Skills



Effects



Let's Go Shopping

Learners utilise curriculum-mandated language to role play a shopping experience. They practise asking for information about items and tell the shopkeeper what they would like to buy. Learners finally role play going shopping and being shopkeepers in an interactive shopping simulation.

●Target Language
What is this? -It is ~.
Where is it from? -It is from ~.
How much is it? -It's ~ £.
What would you like? -I'd like a ~, please.

●Relevant MEXT curriculum guidelines
[知識及び技能]
エ 文及び文構造(ア)文 d
[思考力、判断力、表現力等]
(3)① ア 聞くこと(イ)
ウ 話すこと[やり取り](イ)

Skills



Effects



Our British Hills Memories

Groups work together to make a scrapbook about their British Hills trip. Learners review language to describe seasons, and past tense verbs to describe what they did at British Hills. Finally, groups create pages for a scrapbook of their memories, including souvenirs they have collected during their stay!

●Target Language
I ate ~.
I saw ~.
I went to ~.
Adjectival expressions (colour, shape, size)

●Relevant MEXT curriculum guidelines
[知識及び技能]
エ 文及び文構造(ア)文 f
[思考力、判断力、表現力等]
(3)① ウ 話すこと[やり取り](イ)、(ウ)
オ 書くこと(ウ)

Skills

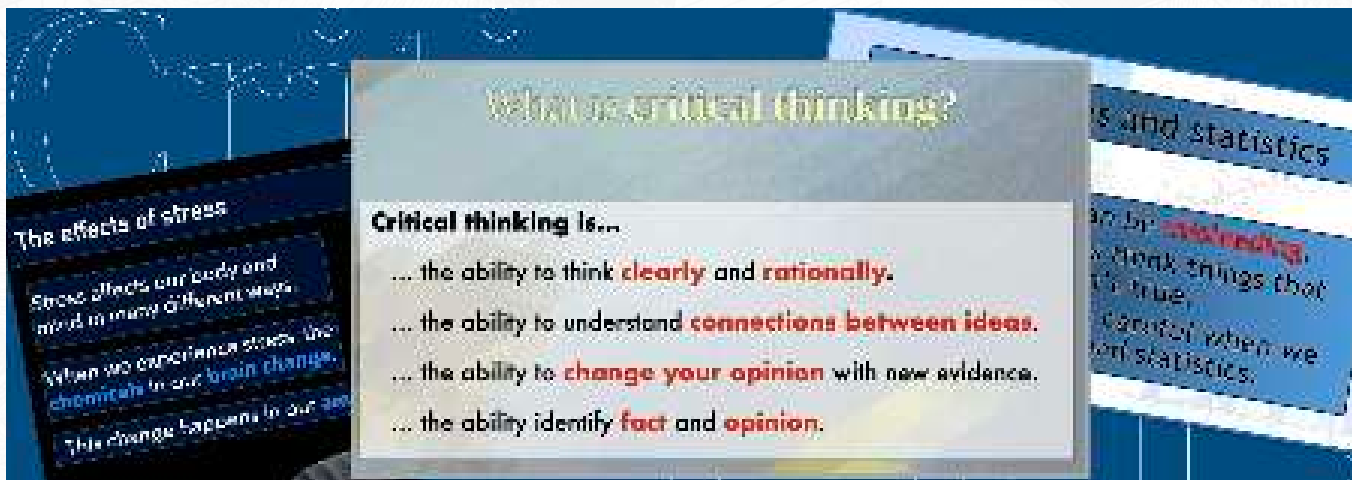


Effects





Critical Thinking



Not all questions are black and white. In today’s world it is extremely important for students to develop and practise critical thinking. In an era where we have instant access to incredible amounts of often contradictory information, these lessons teach students ways to analyse and assess the credibility and trustworthiness of statements and sources and help.

Critical Thinking: Advanced

Psychology

Students will be introduced to several psychological theories and participate in activities that demonstrate them. This will be done through a mix of videos, discussions and physical tasks. Some of the theories covered in this lesson include:

- a) Selective Attention Theory
- b) Preconceived ideas & our judgement
- c) Stress Theory
- d) False Memory Theory

This lesson is designed to help students think about their thought processes.

Skills



Effects



Statistics & Data

Students learn how and why statistics are made and critically assess when they could be misleading. After learning about misleading statistics/data, groups gather specific data from posters, quiz the teacher to accumulate further information, and then critically evaluate and report their findings to the class.

Skills



Effects



The RAVEN Method (2 or 3 lessons)

Groups perform critical analyses to assess the credibility of information and statements. In the first two classes, students learn and deploy the RAVEN method – an acronym for critical assessment/analysis - in a variety of controlled situations. In the third class, students critically debate a criminal case, using the RAVEN framework.

Skills



Effects



*The final debate is not included in the 2 lesson version.



Discussion



In this suite of lessons students learn and practise the art of discussion. For students who have limited experience with English discussions or for students who would like to re-acquaint themselves with common phrases for English discussions, we recommend starting with Introduction to Discussion as the first lesson before taking one of our other Discussion Series lessons.

All our Discussion Series lessons are built using a Task-Based Learning methodology, building students' confidence and addressing language needs as they arise.

Discussion Series: Pre-intermediate

Introduction to Discussion

Learners hold peer discussions on topics that require critical thinking. They first learn and practise the typical structure of a discussion, then do several activities that encourage thoughtful discourses. These activities include discussing preferences, contemplating necessities to survive on a desert island, and designing a theme park.

*Recommended for classes who have little experience in English-language discussions.

Skills



Effects



Discussion Series: Intermediate

Our Perfect School





Groups discuss and design their own ideal school, then present their idea to the class. Groups present what their perfect school would be, using visual aids. Afterwards, the class votes for the most ideal school and the teacher notes any language issues encountered during presentations.





Skills



Effects



The SDGs	Skills
Students discuss and choose three methods for supporting the SDGs, and the effects these methods will have. Through a task-based framework, groups share ideas and present their findings to the class. Finally, any language issues identified by the teacher are addressed.	
	Effects
Why Should You Study English?	
	Skills
	
Groups ponder the purposes for studying English and apply their reasoning in a task-based discussion venture. Groups are tasked with presenting ideas to motivate two fictional Japanese students, with different backgrounds, to study English. Teacher provides language feedback, and ends the lesson with pair discussions to reinforce error corrections.	Effects
	

Discussion Series: Advanced	
A Modern Curriculum	Skills
Students discuss and design a new curriculum for their school, giving reasons for their choices. Groups determine and detail which subjects are most relevant for the modern age, and remake their current school curriculum. They then present to the class, and the teacher provides language feedback where necessary.	
	Effects
Top Fives	
	Skills
	
Students discuss and make a list of their "top five" things - from music to sports teams to animals - and present them to their classmates. Groups choose and validate topics they find interesting, make their lists and present them. Teacher feedback is given on language problems found.	Effects
	



Team Building



Team Challenge: Beg.-Pre-int.

Perfect for groups getting to know each other, our team building lessons will have your students using their brains and bodies to work together – in English! With lessons designed for different age groups and abilities, these lessons are the perfect way to encourage team spirit and cooperation in (and out of) the classroom.

Team Building

Team Challenge: Beginner~Pre-intermediate	
<p>Get your students using their brains, bodies and English to solve puzzles in teams. Students will form teams and compete in a variety of physical and mental team challenges, such as egg-and-spoon races, the floor is magma and building a newspaper tower.</p> <p>*Please note students are required to bring indoor gym shoes and comfortable clothing for this class.</p>	Skills
	Effects
Team Challenge: Intermediate	
<p>Students work together in groups to navigate various tasks using English communicative, problem-solving and time management skills. They will utilise familiar and new English vocabulary to complete challenges such as Tangrams, Zoom and a ping-pong activity, all designed to encourage stronger relationships and friendships.</p>	Skills
	Effects
Team Challenge: Advanced	
<p>Promote peer collaboration and group problem-solving capabilities among your learners! Teams work together decoding a series of clues and riddles to complete a treasure hunt. From this template, they then create their own puzzles, designing a treasure hunt for other teams to seek and solve.</p>	Skills
	Effects



Adventure Series



Geology

Combine English with other subjects with our Adventure Series lessons! A variety of subjects from maths and science to art, the Adventure Series lessons use a Content and Language Integrated Learning (CLIL) approach to teach students about the world around them. They could find themselves pitching business proposals or solving pandemics, or even choosing whole new worlds for the human race!

Adventure Series: Intermediate

Advertising in the Media

Develop media literacy skills to understand the influence of advertising. Students explore the world of advertising, looking at its effects on decision-making. They examine how ads are designed and the psychological techniques employed by advertisers. After analysing TV commercials, they present their own compelling advertisements for a fictional product.

Biology: Botany

Students study plant anatomy, learn about different plant types, and learn how seeds disperse. Using diagrams, they share knowledge and compare vascular and nonvascular plants. They also venture out into British Hills, document plant examples, and present their findings, enhancing their understanding of plants and their role in our ecosystem.

Fashion Design

Groups design and describe their ideal wardrobe. Students first learn vocabulary to describe clothing and patterns, then explore the inspiration behind renowned designers' creations, with examples from catwalks around the world. Finally, they design a unique outfit inspired by art, architecture, or nature, present their designs, and discuss their inspirations.

Geology

This lesson introduces students to geology, specifically tectonic plates, volcanoes, rocks and minerals. Students learn interesting facts about the earth and its structure through a series of quiz games and practical challenges involving rocks and minerals.

History: Fact or Fiction

Learners discuss and identify what well-known ‘facts’ from world history are actually untrue. Beginning with a sweeping overview of a variety of global events, students learn about several great historical figures and places, before critically deciding whether or not the facts presented are true, or fake history.

Core

Mathematics: Word Problems

Practise solving word problems in maths. Learners decode mathematical problems presented in word form, learn to spot crucial information, and apply the suitable operations (addition, subtraction, multiplication, division). Students also learn an easy-to-use strategy for solving word problems by identifying key words and utilising effective problem-solving strategies.

Young
Learners**Music & Metaphor**

Groups examine literal, simile-type, and metaphorical meanings in lyrics to solve musical clues around British Hills. Groups first focus on differences between similes and metaphors. They next explore their usage in modern pop songs, then use this knowledge to complete a musical mystery treasure hunt outside the classroom.

Critical
Thinking**Sherlock Holmes**

Students share the same methods used by Sherlock Holmes to solve puzzles and learn about the great detective. After learning to distinguish between deductive, logical, and lateral reasoning, groups work together to decipher a variety of puzzles, challenges, and mysteries utilising these forms of thinking.

Discussion
Series**Social Studies**

Learn about the Commonwealth; its history and purpose, its members, and its shared values. Through a series of quizzes and activities, the class looks at profiles of the Commonwealth, the UK, and other member states. They put this knowledge to test with a mystery box style quiz.

Team
Building**Visual Arts (1 or 2 lessons)**

In the art theory lesson, students develop an understanding of western art values through examination of various works of art. They give meaningful critiques, and practise describing, analysing, and interpreting works of art.

In the practical lesson, students create their own artworks based on the works of Claude Monet. They practise colour theory, then explore British Hills to draw a location while considering lighting and mood.

Adventure
Series**Adventure Series: Advanced****Biology: Microbiology**

Learn the forms of microbes, and use this knowledge to identify the microbe behind an imaginary outbreak! Students first learn terminologies for discussing microbes, their symptoms, and their transmission, before partaking in a transmission-simulation experiment. Groups then race to research and identify the source of a fictional viral outbreak.

Journey to
Discovery

Experience

Chemistry

Perform experiments common to chemistry classes worldwide and explain what is happening! As a class, students do two hands-on experiments, discuss their chemical reactions, and explain the results. The first experiment involves bubbles floating on a layer of carbon dioxide, and the second an exothermic reaction with iron wool.

Core

Cosmology

Develop students' understanding of the history of the universe and planets. Students organise a timeline of the universe, then discuss and decide on a new home planet from a distant solar system. Using provided facts, present their chosen planet, and watch a video of settlers on their planet.

Young
Learners

History: The Industrial Revolution

Explore the Industrial Revolution, what it was and how it changed the world we live in. Groups analyse a timeline of major inventions and their effects on daily life. Students discuss/debate which invention had the greatest impact on human life, using their own opinions and reasoning.

Critical
Thinking

Let's Start a Business (2 or 3 lessons)

Groups make and peddle a business plan for an original product to 'Lions'. Using key features of a successful business model (promotion, demand, cost and profit), groups create a new product, then prepare and present a business proposal to 'Lions' – successful entrepreneurs who invest in potential business ventures.

Discussion
Series

Music

Learn the modern song structure and the art of lyric writing. Students first understand how a song is structured (verse, chorus, etc.) They next learn to rhyme words and create rhyming patterns. Finally, groups co-write original English lyrics for a song performance, based on their chosen theme.

Team
Building

Physics

Students are introduced to Michael Faraday's experiment and electromagnetism. Learners label parts of Faraday's original experiment in English and then create a simple motor using a battery, copper wire and magnets. Finally, students write up their results and conclusions from their experiment.

Adventure
Series

Social Media


Create and produce a podcast show for social media while considering personal brand building. Guided by fictional social media personality Ricky Rich, students discuss content creation on social media, then work together to plan, produce, and present an original two-minute show.

Journey to
Discovery

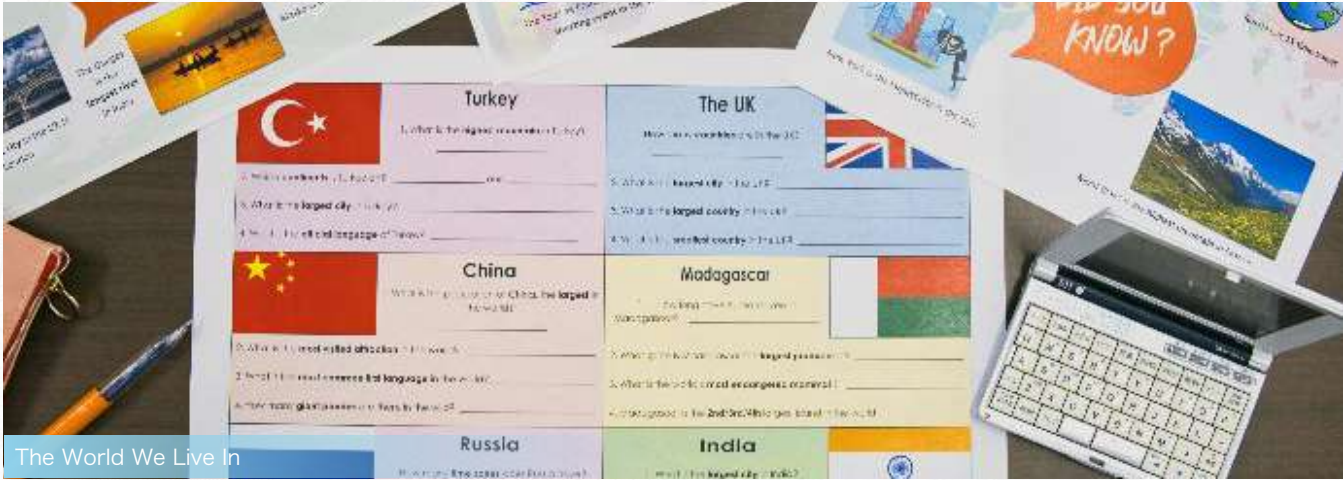
The SDGs

Students use SDGs to design a city that would achieve their selected goals. Learners explore actions like building schools or ensuring equal pay, and plan a city to accomplish four goals. They present their designs and assess their hometown's progress, and make personal goals to improve their world.

Experience



Journey to Discovery



The World We Live In

The Journey to Discovery series is aimed at young learners with a high ability in English. These lessons integrate content with language learning and exploring various academic fields. From the food chains of our oceans to the stars above us, students will think and learn about our world through these fascinating, thought-provoking lessons.

Please note: These lessons are designed for young learner students who have a good command of the English language, while accounting for their age.

Journey to Discovery

Astronomy

Explore crucial English-language and names that define celestial objects within and beyond our solar system. Students learn the names of astronomical bodies, craft their personal space passport with a cosmic address, and study the various constellations. Finally, they create their own unique constellation.

Skills



Effects



Engineering

Teams design and build a truck using mainly recycled materials to carry a ball the furthest distance. Students review vocabulary used in structural design, purchase materials from a shop, discuss and design their truck, and then compete with other groups to see whose design is the most successful.

Skills



Effects



Nutrition










Students design a well-balanced, healthy meal with all food groups and calories considered. Students cooperate to identify healthy and unhealthy foods, and how to explain the benefits of healthy ones. They learn about the key food groups, learn about good and bad fats, and finally design a balanced, nutritious meal.

Skills



Effects



<p style="text-align: center;">Our Oceans</p> <p>Build the food chains and food webs of marine mammals! In this lesson, students learn the names of the great oceans and many of the creatures that inhabit them. They learn what a food chain is, learn many facts about marine mammals, then build more complex food webs.</p>	<p style="text-align: center;">Skills</p> <p> </p> <p style="text-align: center;">Effects</p> <p></p>
<p style="text-align: center;">The World We Live In</p> <p>Learners share selected nations, foods, and landmarks they want to experience with their classmates. Through a series of quizzes and videos, students learn about major international landmarks - from the Blue Mosque to London Bridge, and Table Mountain to Cristo Redentor. They then choose which they wish to visit.</p>	<p style="text-align: center;">Skills</p> <p> </p> <p style="text-align: center;">Effects</p> <p></p>
<p style="text-align: center;">Visual Arts</p> <p>Look at famous artworks in a critical way to identify their various parts. Students learn to identify texture, style, and describe art using appropriate adjectives. They use line drawing, contour lines, blind contour lines to create their own images.</p>	<p style="text-align: center;">Skills</p> <p> </p> <p style="text-align: center;">Effects</p> <p></p>



Experience



Cooking Scones

Experience all of what British Hills has to offer! British culture, craft, sports, nature and more! These lessons can be enjoyed by all levels and will add a multicultural flavour to your visit. From cooking to chess and from sports to skiing, students will find themselves experiencing British activities both inside and outside of the classroom.

Age restrictions may apply to some Experience lessons.

Experience

3D Pictures

Create a wonderful 3D picture for your home, using a character from Peter Rabbit. Students are introduced to Beatrix Potter and Peter Rabbit. They then choose a story character, their design materials, and are taught how to create a multi-layered, ornate work of art to take home.

Aromatherapy

Learn the health benefits of aromatherapy and create custom bath salts to take home. Following an overview of aromatherapy, learners will challenge themselves to identify and select which scented oils they prefer, then make their own bath salts using ingredients we provide.

British Festivals

Discover lesser-known British festivals and engage in some of their more exciting custom activities. Students will look at festivals/celebrations which are not popular outside of the UK (Pancake Day, May Day, Guy Fawkes Night, etc.). Learners will then partake in several amusing activities found at these festivals.

British Sports

An active class to get the students moving and thinking while enjoying British playground games and British sports. Students will learn to play a variety of classic British playground games, and sports such as cricket, while engaging their English and teamwork skills.

*Please note students are required to bring indoor gym shoes and comfortable clothing for this class.

British Weddings

A great cultural experience for learning about British weddings, and including a mock ceremony! Learners are introduced to British-style ceremonies, relevant vocabulary and various wedding roles. Upon discussing their own wedding ideas, learners then role-play a traditional British wedding in our very own Chapel.

Calligraphy

Our calligraphy lesson introduces students to a simple, yet beautiful British style of calligraphy. Learners are taught a brief history of calligraphy, learn the six basic strokes used in the British style, and practise writing the full alphabet. Once completed, they will create their own calligraphy card/letter.

Cards & Magic

An exciting introduction to the wondrous world of magic tricks with playing cards! Students will learn card-playing vocabulary and receive their own pack of playing cards as souvenirs. They next practise lots of card-handling techniques and flourishes, then learn, practise and perform three entertaining card tricks.

Chess

Students learn the basic premises and rules of playing chess and play each other in a friendly contest. Our teachers demonstrate how to play chess and explain the rules in clear, simple English before having students challenge each other in this game of thinking and strategy.

Cooking Scones/Shortbread (ES 5th grade and up)

Learn the art of traditional British baking by cooking tasty scones or delicious shortbread. Students learn the relevant cooking and kitchen vocabulary used in making scones or shortbread. They follow the teacher's instructions and learn traditional baking methods and make their own batch of scones/shortbread. They also partake in kitchen preparation and cleaning.

Cross-country Skiing (winter only)

Ski around the beautiful British Hills Nature Trail with our experienced teachers. Students learn the proper way to gear up with skis and poles, listen to a safety briefing, then head out on to our nature trail, where they will ski along a path and down some slopes.

*Please bring ski wear, hats, gloves etc. Skis, boots & poles will be provided.

Cross-stitch

Students learn the popular English pastime of cross-stitching and create their very own cross-stitch souvenir. Learners are introduced to cross-stitching and practise the two basic cross-stitches. Once perfected, they choose from our range of unique designs and create a framed cross-stitch piece to take home.

*Please note students may require time at home to complete their design.

Dance

Have fun while learning traditional British ballroom and discotheque dances. This practical and interactive lesson teaches dance-related vocabulary and provides step-by-step instructions for students to experience this traditional form of British culture. It also builds confidence and encourages camaraderie. Dances include solo, pair and group movements.

*Please note students are required to bring indoor gym shoes and comfortable clothing for this class.

Dreamcatchers

Experience the culture of Canada's First Nations people by making your very own Ojibwe dreamcatcher. Students learn the legend behind the creation of the first dreamcatchers and the cultural significance of materials used. Students then gather their preferred materials and weave together their own unique dreamcatcher!

*Please note students may require time at home to complete their design.

Fabric Painting

Show off your creative talents with this colourful craft lesson that includes a takeaway tote bag souvenir. Following a demonstration, students design an original artwork as a template for their fabric painting creation. Using a palette of paints, they then recreate their design on a takeaway tote bag.

*Please note this lesson incurs an additional fee (see ABC list for details).

Fun in the Snow (winter only)

Enjoy a practical, competitive outdoor lesson while sharpening your listening skills. Students will listen to and follow British Hills teachers' instructions for enjoying traditional winter pastimes. Fun-filled activities include sledding, snowball fighting and competing in a snowman-building contest!

*Please bring winter boots, ski wear, hats, gloves etc.

Garden Golf (available May-October)

Have students play nine holes against each other around the British Hills garden golf course. Students find out the history of garden golf, then grab mallets, balls and score cards and play nine holes, keeping score and asking British Hills teachers questions, based on their score relative to par.

*This lesson is not available during event periods such as Golden Week, Midsummer, etc.

Gel Candle-making

Have students design and make their own gel candle as a souvenir. Following a demonstration, students design their candle on paper, request their preferred materials and create their candle in a timely manner. Candles are then covered with hot gel, cooled and collected as a take-home souvenir.

*Optionally, you can make Halloween-themed candles in October, or Christmas candles in December. Please tell your salesperson if you would like to do so.

Interview Orienteering: Beginner (available May-October)

Go on a signpost hunt around British Hills while interviewing our teachers. Students hunt for signposts around the nature trail environs with two British Hills teachers. When each is found, they must chat/interview and record teachers' answers on a worksheet. It's a great way to improve students' conversational skills.

*We recommend students bring comfortable shoes for walking and a drink for this class.

Interview Orienteering: Pre-intermediate+ (available May-October)

Go on a signpost hunt around British Hills while interviewing our teachers. Students hunt for signposts around the nature trail environs with two British Hills teachers. When each is found, they must interview and record teachers' answers on a worksheet. It's a great way to improve students' conversational skills. The questions are more challenging and require detailed writing in this version of the lesson.

*We recommend students bring comfortable shoes for walking and a drink for this class.

Mosaic Art

Create a unique mosaic coaster to take home as a British Hills collectible. Through demonstration, learners take a hands-on approach to designing their own mosaic coaster. After designing, they craft their coaster with coloured tiles, glue and cement. Once dried, take it home as a custom-made souvenir.

Pop-up Stories

Students will create a pop-up storybook of their own imagination to take home. Following the teacher's demonstration, students will produce their own story's introduction, body, and conclusion. They next cut and fold drawing paper into a pop-up storybook design, then draw and write their story onto its pages.

Pub Games

Experience a true British pub and the traditional games within. Learners are taught the history and rules of several classic British pub games (darts, dominoes, toad in the hole, etc.). They also get to play all of these games in an authentic British Pub setting at British Hills.

Snooker (high school and up)

Learn to play the exciting game of Snooker on our majestic full-sized Snooker tables. Students have a rare opportunity to study the basic rules and techniques of this cue sport, and enjoy this classic British game on one of our official Thurston tables (a renowned U.K. manufacturer).

Snowshoeing (winter only)

Explore the wintery environs of the British Hills nature trail in snowshoes, while engaging English speaking skills. Students learn how to gear up and travel in snowshoes, as our teachers guide and chat with them around the nature trail. It's the perfect outdoor activity for conversation building.

*Please bring waterproof winter boots, ski wear, hats, gloves etc. Snowshoes will be provided.

ABC Lesson List

Core Lessons: Beginner

Lesson Name	Type	Min. students	Max. students	Max no. simultaneous lesson	Empower Me	Notes
Describing Things: Beginner	A	2	20	14		
Fun with Directions: Beginner	A	2	20	4		
Survival English: Beginner	A	2	20	14		

Core Lessons: Pre-intermediate

Lesson Name	Type	Min. students	Max. students	Max no. simultaneous lesson	Empower Me	Notes
All About Me	A	2	20	14	★	
British Hills Experience	A	2	20	4	★	
Culture & Manners	A	2	20	14	★	
Describing Things: Pre-intermediate	A	2	20	14	★	
Drama	A	4	20	4	★	1~2 lessons
English Language in Film	A	2	20	14		
Fun with Directions: Pre-intermediate	A	2	20	4	★	
Fun with Language	A	2	20	14		
Fun with Numbers	A	2	20	14		
Homestay English	A	2	20	14		
Introducing Japan: Pre-intermediate	A	2	20	14		
Listening Skills: Pre-intermediate	A	2	20	14	★	
Pronunciation Skills	A	2	20	14		
Science Challenge	B	2	20	4	★	
Survival English: Pre-intermediate	A	2	20	14		
The SDGs & Me	A	2	20	14	★	

Core Lessons: Intermediate

Lesson Name	Type	Min. students	Max. students	Max no. simultaneous lesson	Empower Me	Notes
A Postcard Home	B	2	20	4	★	Recommended for later in the program
Introducing Japan: Intermediate	A	2	20	14		
Introduction to Debate	A	6	20	14		2 lessons
Listening Skills: Intermediate	A	2	20	14		
Lord of the Manor	A	2	20	8		
Speech Skills	A	2	20	14	★	1~2 lessons. List-B when speech script check requested.
Survival English: Intermediate	A	2	20	14		

Travel Abroad	A	2	20	14		
Travel in the UK/AUS/CAN/NZ	A	2	20	14		

Core Lessons: Advanced

Lesson Name	Type	Min. students	Max. students	Max no. simultaneous lesson	Empower Me	Notes
Group Presentations	A	2	20	14	★	2-3 lessons
Shakespeare	A	8	20	14	★	

Young Learners: 40-minute lessons

Lesson Name	Type	Min. students	Max. students	Max no. simultaneous lesson	Empower Me	Notes
All About Me	A (½)	2	20	14		
Culture & Manners	A (½)	2	20	14		
Describing Things	A (½)	2	20	14		
English Language in Film	A (½)	2	20	14		
Fun with Directions	A (½)	2	20	14		
Fun with Language	A (½)	2	20	14		
Fun with Numbers	A (½)	2	20	14		
Listening Skills	A (½)	2	20	14		
Pronunciation Skills	A (½)	2	20	14		
Survival English	A (½)	2	20	14		
Weather & Seasons	A (½)	2	20	14		

Young Learners: 90-minute lessons

Lesson Name	Type	Min. students	Max. students	Max no. simultaneous lesson	Empower Me	Notes
Outdoor Party Games	B	2	20	4		Please choose an alternative lesson in case of inclement weather
Party Games & Make a Party Hat	A	2	20	1		

Young Learners: Culture Course (40 minutes each)

Lesson Name	Type	Min. students	Max. students	Max no. simultaneous lesson	Empower Me	Notes
1: Introducing Japan	A (½)	2	20	14		
2: Explore Different Cultures	A (½)	2	20	14		
3: Where do you want to go?	A (½)	2	20	14		
4: Poster Presentations	A (½)	2	20	14		

Young Learners: Curricular Lessons (90-minute lessons)

Lesson Name	Type	Min. students	Max. students	Max no. simultaneous lesson	Empower Me	Notes
Introducing Me	A	2	20	14		

Introducing Things	A	2	20	14		
Let's Go Shopping	A	2	20	14		
Our British Hills Memories	A	2	20	14		
What do you want?	A	2	20	14		
Who is this?	A	2	20	14		

Critical Thinking: Advanced

Lesson Name	Type	Min. students	Max. students	Max no. simultaneous lesson	Empower Me	Notes
Psychology	A	2	20	14	★	
Statistics & Data	A	2	20	14	★	
The RAVEN Method	A	2	20	14	★	2-3 lessons

Discussion Series: Pre-intermediate

Lesson Name	Type	Min. students	Max. students	Max no. simultaneous lesson	Empower Me	Notes
Introduction to Discussion	A	2	20	14	★	

Discussion Series: Intermediate

Lesson Name	Type	Min. students	Max. students	Max no. simultaneous lesson	Empower Me	Notes
Our Perfect School	A	2	20	14	★	
The SDGs	A	2	20	14	★	
Why should you study English?	A	2	20	14		

Discussion Series: Advanced

Lesson Name	Type	Min. students	Max. students	Max no. simultaneous lesson	Empower Me	Notes
A Modern Curriculum	A	2	20	14		
Top Fives	A	2	20	14		

Team Building

Lesson Name	Type	Min. students	Max. students	Max no. simultaneous lesson	Empower Me	Notes
Team Challenge: Beginner~Pre-intermediate	A	8	20	1		
Team Challenge: Intermediate	A	8	20	14		
Team Challenge: Advanced	A	8	20	10		

Adventure Series: Intermediate

Lesson Name	Type	Min. students	Max. students	Max no. simultaneous lesson	Empower Me	Notes
Advertising in the Media	A	2	20	14	★	
Biology: Botany	A	2	20	4		

Fashion Design	A	2	20	14		
Geology	A	2	20	1	★	
History: Fact or Fiction	A	2	20	14	★	
Mathematics: Word Problems	A	2	20	14		
Music & Metaphor	A	2	20	2	★	
Sherlock Holmes	A	2	20	6	★	
Social Studies	A	2	20	14		
Visual Arts	A	2	20	4	★	1~2 lessons. For 1 lesson, please choose between Practical and Theory.

Adventure Series: Advanced

Lesson Name	Type	Min. students	Max. students	Max no. simultaneous lesson	Empower Me	Notes
Biology: Microbiology	A	2	20	2		
Chemistry	A	2	20	2	★	
Cosmology	A	2	20	14	★	
History: The Industrial Revolution	A	2	20	14		
Let's Start a Business	A	2	20	14	★	2~3 lessons
Music	A	2	20	14		
Physics	B	2	20	2		
Social Media	A	2	20	2	★	
The SDGs	A	2	20	14		

Journey to Discovery

Lesson Name	Type	Min. students	Max. students	Max no. simultaneous lesson	Empower Me	Notes
Astronomy	A	2	20	14	★	
Engineering	B	2	20	4		
Nutrition	A	2	20	14		
Our Oceans	A	2	20	14	★	
The World We Live In	A	2	20	14	★	
Visual Arts	A	2	20	14		

Experience

Lesson Name	Type	Min. students	Max. students	Max no. simultaneous lesson	Empower Me	Notes
3D Pictures	B	2	20	2		
Aromatherapy	B	2	20	2		
British Festivals	A	2	20	1		
British Sports	A	8	20	1		
British Weddings	A	8	20	1		
Calligraphy	B	2	20	14		
Cards & Magic	B	2	20	14		
Chess	A	2	20	3		
Cooking Scones	B	2	20	2	★	ES 5th year and up
Cooking Shortbread	B	2	20	2		ES 5th year and up
Cross-country Skiing	C	2	20	2		2 teacher lesson. Please choose an alternative lesson in case of inclement weather.

Cross-stitch	B	2	20	4		
Dance	A	8	20	1		
Dreamcatchers	B	2	20	4	★	
Fabric Painting	B+	2	20	2		Price = List B + 1000yen/pp
Fun in the Snow	A	2	20	4		Please choose an alternative lesson in case of inclement weather
Garden Golf	C	2	20	1		2 teacher lesson. Please choose an alternative lesson in case of inclement weather. Unavailable during event periods.
Gel Candle-making	B	2	20	2		
Interview Orienteering: Beginner	C	2	20	2	★	2 teacher lesson. Please choose an alternative lesson in case of inclement weather.
Interview Orienteering: Pre-intermediate+	C	2	20	2	★	2 teacher lesson. Please choose an alternative lesson in case of inclement weather.
Mosaic Art	B	2	20	1		
Pop-up Stories	A	2	20	14	★	
Pub Games	C	2	20	1	★	2 teacher lesson. Only available from 9:00 or 16:00.
Snooker	A	2	20	1		High school and up
Snowshoeing	C	2	20	1	★	2 teacher lesson. Please choose an alternative lesson in case of inclement weather.

《お問合せ先》 ブリティッシュヒルズ

〒962-0622 福島県岩瀬郡天栄村大字田良尾字芝草1-8
TEL:0248-85-1323(平日9:00~17:30) FAX:0248-85-1300
ホームページ:<http://www.british-hills.co.jp> E-mail:operation@british-hills.co.jp

British Hills



November, 2023. © British Hills Corporation, All Rights Reserved.